

# Installing Adobe Creative Cloud on a Personal Device

## ISSUE

- Can I install Adobe Creative Cloud software on my home computer?
- Can I use Adobe Creative Cloud apps on my personal mobile device?

## RESOLUTION

### Overview

Adobe offers the following software products to eligible BPSSC students and staff: *Adobe Creative Cloud*

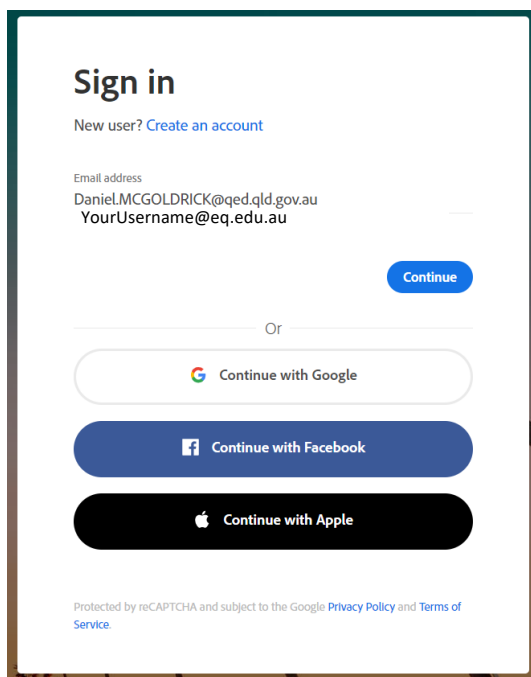
### Licence

If you are unsure if you already have an *Adobe Named User License*, then talk to the IT helpdesk. Students who participate in the Student Resource Scheme will have an Adobe licence (provided they aren't new to the school). Any new students can request access by emailing [IT@bellbirdparkssc.eq.edu.au](mailto:IT@bellbirdparkssc.eq.edu.au)

### Setup

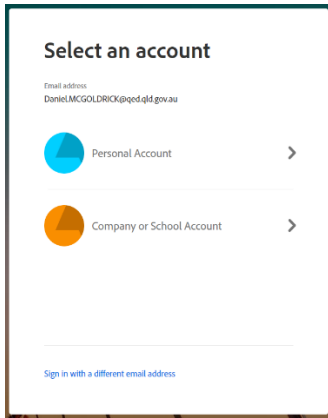
If you have confirmed you already have an **Adobe Named User** license, follow the below steps to sign in.

1. Sign-in to Adobe Creative Cloud
2. Navigate to <https://creativecloud.adobe.com/>
3. Enter your school email address

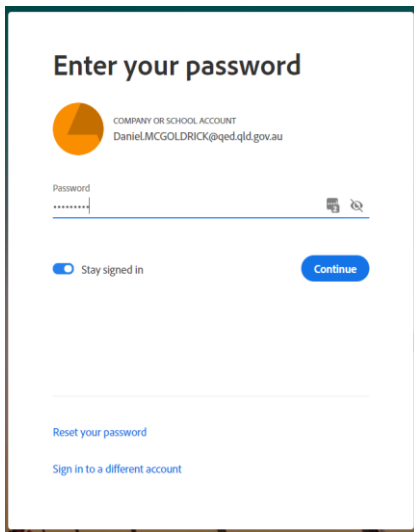


The screenshot shows the Adobe Creative Cloud sign-in interface. At the top, it says "Sign in" with a link for "New user? Create an account". Below this is an email address input field containing "DanielLMCGOLDRICK@qed.qld.gov.au" and a placeholder "YourUsername@eq.edu.au". A blue "Continue" button is positioned to the right of the input field. Below the input field, there is a horizontal line with "Or" in the center. Underneath, there are three large, rounded buttons for social login: "Continue with Google" (white with a Google logo), "Continue with Facebook" (blue with a Facebook logo), and "Continue with Apple" (black with an Apple logo). At the bottom of the form, there is a small text line: "Protected by reCAPTCHA and subject to the Google Privacy Policy and Terms of Service."

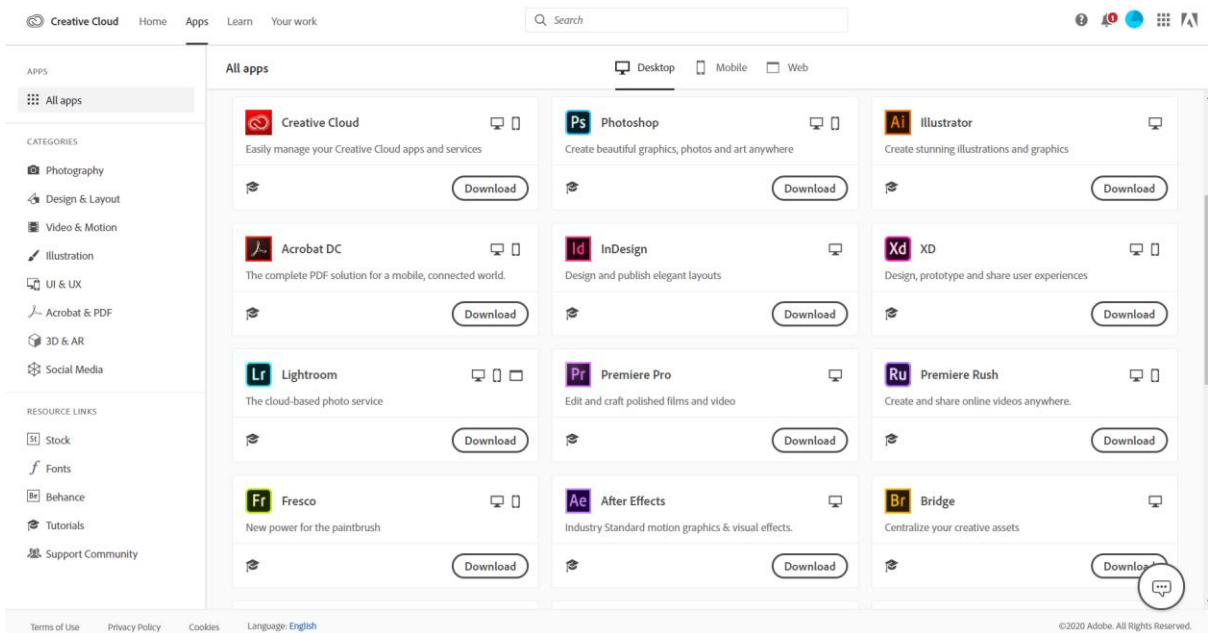
4. Select *Company or School Account*



5. Enter your standard account password



6. Click on *Apps* at the top



You can now:

- Download and install the Adobe Creative Cloud client to manage your apps from one application
- Download and install individual applications
- Access links to mobile versions of the apps
- Access the applicable Web services linked to Creative Cloud