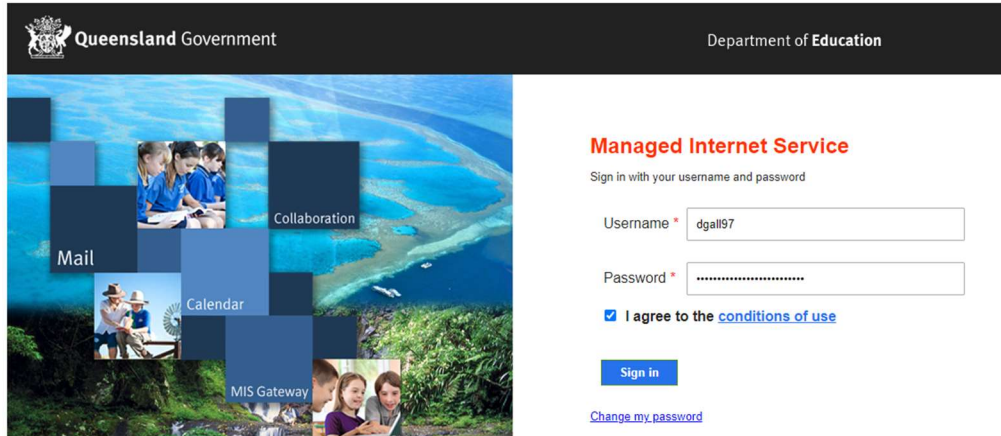


Daymap – How to Sign In (Staff and Students)

1. Open a web browser and go to webmail.eq.edu.au
2. Type in your school username, password, and tick the box



Queensland Government Department of Education

Managed Internet Service

Sign in with your username and password

Username * dgal97

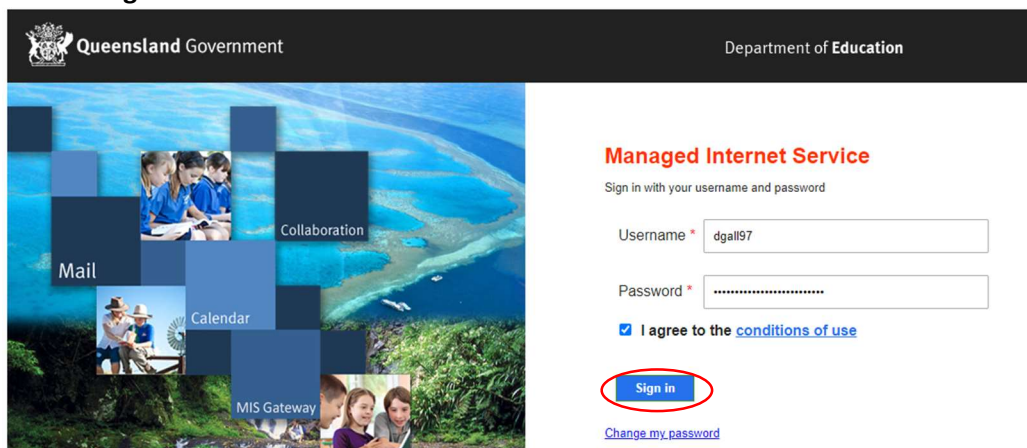
Password *

☒ I agree to the [conditions of use](#)

Sign in

[Change my password](#)

3. Click on **Sign In**



Queensland Government Department of Education

Managed Internet Service

Sign in with your username and password

Username * dgal97

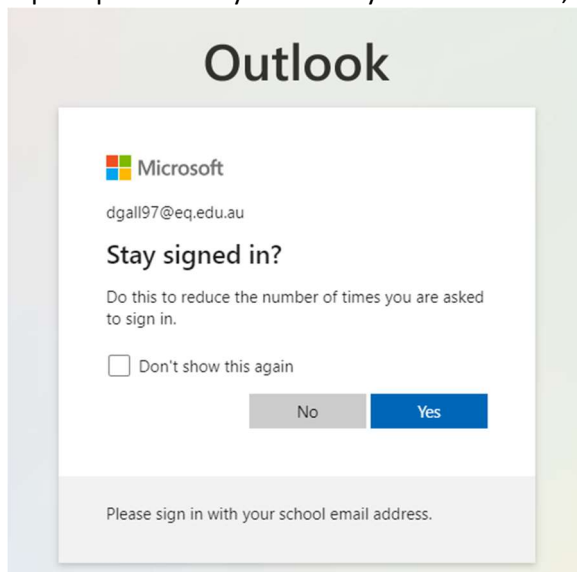
Password *

☒ I agree to the [conditions of use](#)

Sign in

[Change my password](#)

4. If prompted and if you are on your own device, click **Yes**



Outlook

Microsoft

dgal97@eq.edu.au

Stay signed in?

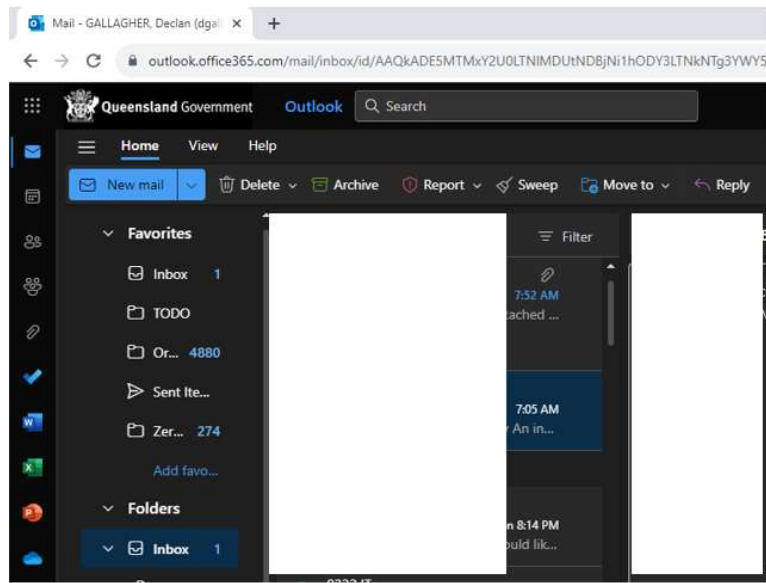
Do this to reduce the number of times you are asked to sign in.

☐ Don't show this again

No Yes

Please sign in with your school email address.

5. Once you can see your emails, open a new tab in the same web browser.



6. In the new tab, go to <https://bellbirdparkssc.eq.daymap.net/>
7. Daymap should automatically use your school Microsoft credentials to sign in.

If you have any issues, please see the IT helpdesk at a lunchtime.

Please note that students that are new to the school may not receive Daymap access immediately. Most students generally receive access within 72 hours of them starting at the school.