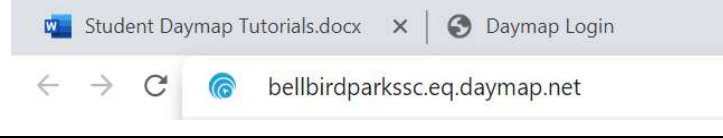

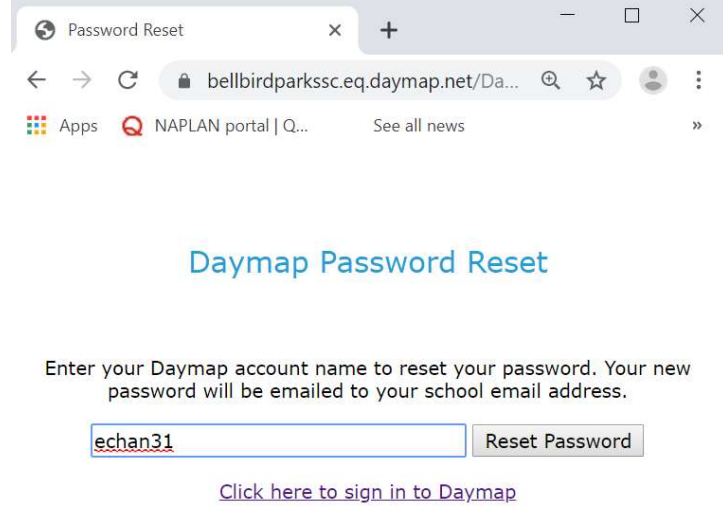
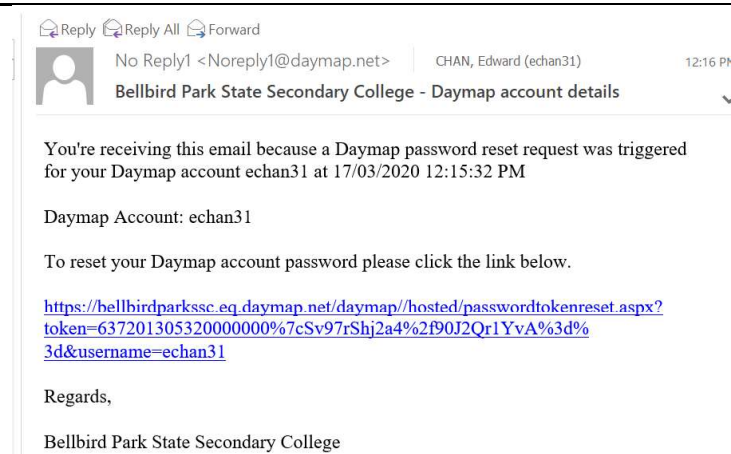


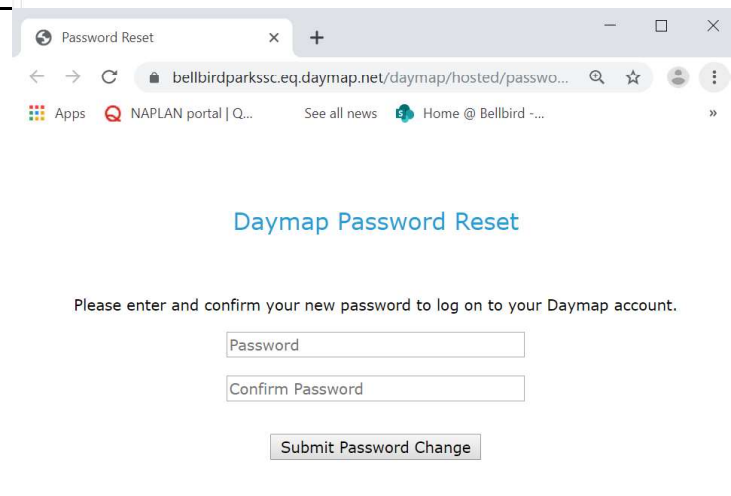
How to sign in to Daymap / How to recover your Daymap password

<p>Step 1: Go to https://bellbirdparkssc.eq.daymap.net/ On your browser</p>	
<p>Step 2: If you have your password, type in your school user ID (e.g. echan31) and password, and click the blue sign in button. You will not need to go through the rest of this tutorial.</p> <p>If you don't know your password, click on the link "Forgot your password?" then go to step 3.</p>	
<p>Step 3: On the password reset page, type in your school user ID then click on "Reset Password".</p>	

Step 4:
Check your email at <http://owa.eq.edu.au>. You should receive an email with a link to reset your password. Click on the link in the email to reset your password.



Step 5:
Type in the new password you want to use in both textboxes, then click the "Submit Password Change" button.



Step 6:
Now you should be able to sign in! Return to step 1 and see if you can sign in at step 2

