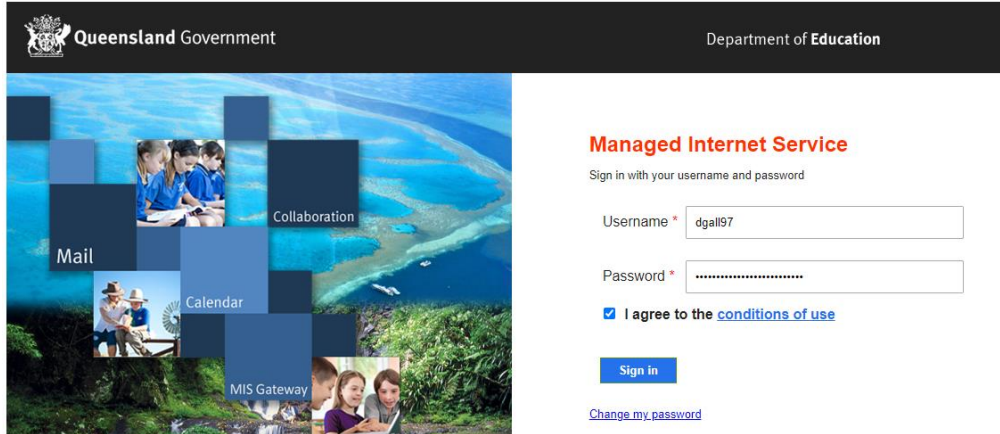


# Daymap – How to Sign In (Staff and Students)

1. Open a web browser and go to [webmail.eq.edu.au](http://webmail.eq.edu.au)
2. Type in your school username, password, and tick the box



Queensland Government Department of Education

**Managed Internet Service**

Sign in with your username and password

Username \* dgal97

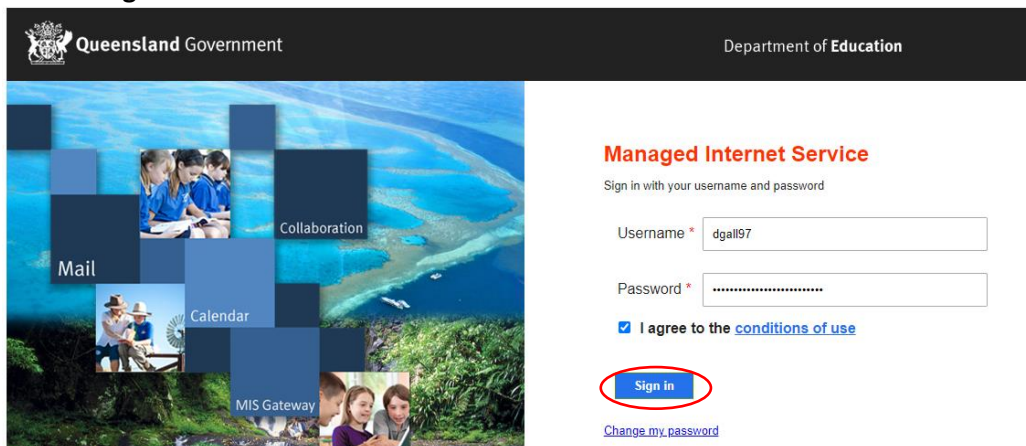
Password \* .....

I agree to the [conditions of use](#)

**Sign in**

[Change my password](#)

3. Click on **Sign In**



Queensland Government Department of Education

**Managed Internet Service**

Sign in with your username and password

Username \* dgal97

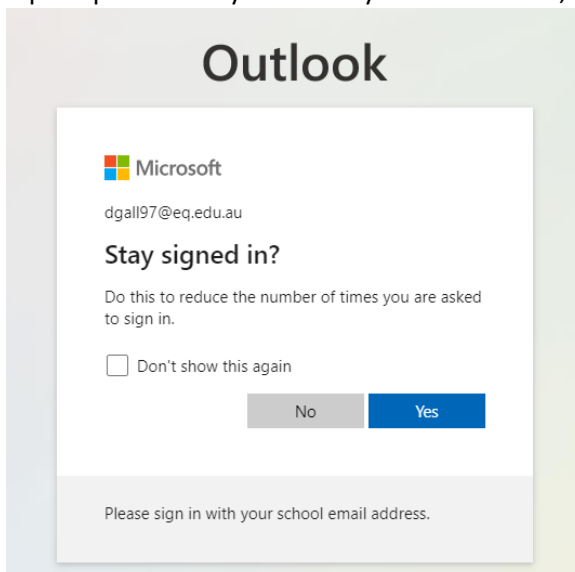
Password \* .....

I agree to the [conditions of use](#)

**Sign in**

[Change my password](#)

4. If prompted and if you are on your own device, click **Yes**



**Outlook**

Microsoft

dgal97@eq.edu.au

**Stay signed in?**

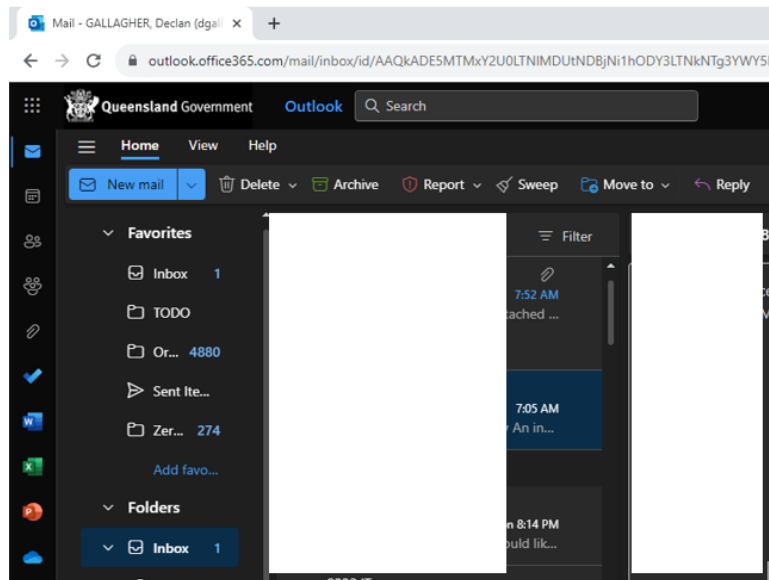
Do this to reduce the number of times you are asked to sign in.

Don't show this again

No Yes

Please sign in with your school email address.

- Once you can see your emails, open a new tab in the same web browser.



- In the new tab, go to <https://bellbirdparkssc.eq.daymap.net/>
- Daymap should automatically use your school Microsoft credentials to sign in.

If you have any issues, please see the IT helpdesk at a lunchtime.

Please note that students that are new to the school may not receive Daymap access immediately. Most students generally receive access within 72 hours of them starting at the school.